



Accelerated loading test results of two NCAT sections with highly modified asphalt

| | |
|--------------------------|---|
| Erik J. Scholten | – Kraton Innovation Center Amsterdam |
| David H. Timm | – Auburn University |
| J. Richard Willis | – Auburn University |
| R. Buzz Powell | - National Center for Asphalt Technology |
| Robert Q. Kluttz | – Kraton Innovation Center Houston |
| Willem C. Vonk | – Kraton Innovation Center Amsterdam |

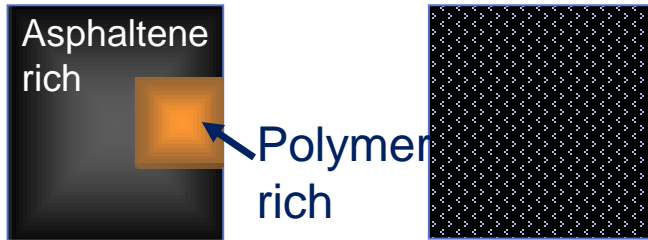
14th International Flexible Pavements Conference
Sydney, Australia
25-28 September 2011

- Concept of highly modified asphalt
- Two high SBS sections in monitored field trials at NCAT, USA
- Rutting data comparison section N7
 - APA and AMPT data
 - Finite Element Modelling and actual rut depths at NCAT
- Successful rehabilitation of failed pavement on weak subgrade
- Summary / conclusions




Concept of Highly Modified Asphalt (HiMA)

Before mixing After mixing



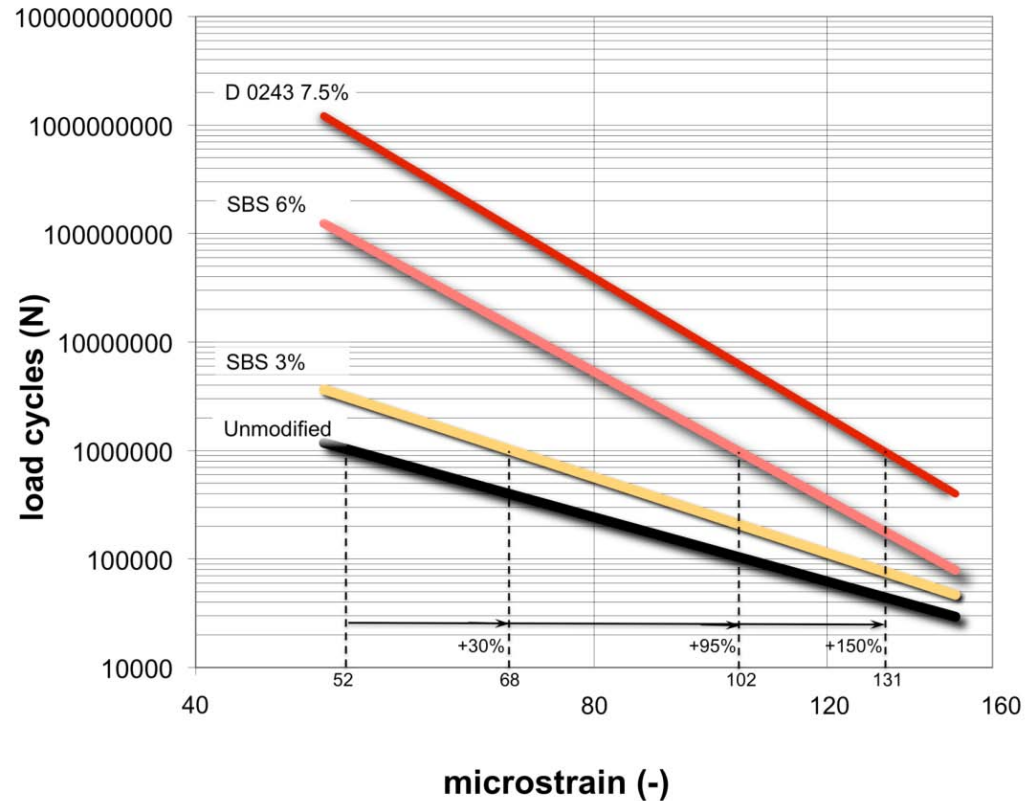
2.5% SBS - Continuous asphaltene rich phase



5 % SBS - Co-continuous asphaltene and polymer rich phases



7.5% SBS – Continuous polymer rich phase



TU Delft, standard base course mix with 4.6% binder. Full sine loading in 4 point bending (20° C, 8 Hz)

Challenges:

- Hard base bitumens (40-60 pen, C320, C600)
- High SBS content
- Storage stability



Issues solved by adapting design of the polymer

Kraton D0243

- Provides a low viscosity, even in hard bitumens at elevated SBS content
- Provides compatibility
- Provides storage stable PMBs with most base bitumens

Opportunities with highly modified asphalt (HiMA)



1. Base/binder course layer thickness reduction
Life cycle impact reduction
Up front Cost Savings and eco impact
2. Perpetual pavement at standard thickness
High modulus, fatigue resistant, full depth asphalt pavements
3. Reinforced binder/wearing course for pavement rehabilitation
Better performance without making pavement thicker

Kraton™ Polymers' new SBS grade D0243 enables high SBS content with current equipment

Objective

Evaluate in situ structural characteristics of highly modified asphalt pavement relative to reference section

Two sections

1. Full depth highly modified asphalt (N7)
 - 7.5% SBS in all layers
 - 20% reduced pavement thickness
2. Highly modified overlay (N8)
 - 14.5 cm inlay over cracked pavement

3 year cycle of construction and testing

Unique opportunity to evaluate structural responses against wide range of materials and pavement structures



Control (178mm HMA)

32mm (PG 76-22; 9.5mm NMAS; 80 Gyration)

70mm (PG 76-22; 19mm NMAS; 80 Gyration)

76mm (PG 67-22; 19mm NMAS; 80 Gyration)

Experimental (145mm HMA)

32mm (7.5% polymer, 9.5 mm NMAS)

57mm (7.5% polymer; 19mm NMAS; 80 Gyration)

57mm (7.5% polymer; 19mm NMAS; 80 Gyration)

Dense Graded Crushed Aggregate Base

$M_r = 85 \text{ MPa}$

$\nu = 0.40$

Lift thicknesses limited by 3:1
thickness:NMAS requirement

150mm

Test Track Soil

$M_r = 200 \text{ Mpa}$

$\nu = 0.45$

Courtesy Prof. David Timm, Auburn U.

Rutting:

- S9 (control) = 5.9 mm
- N7 (HiMA) = 1.3 mm

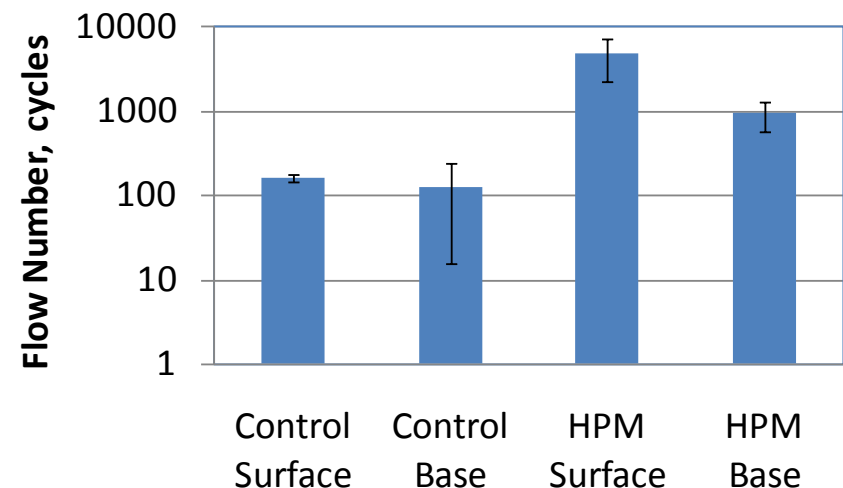
No cracking in either section

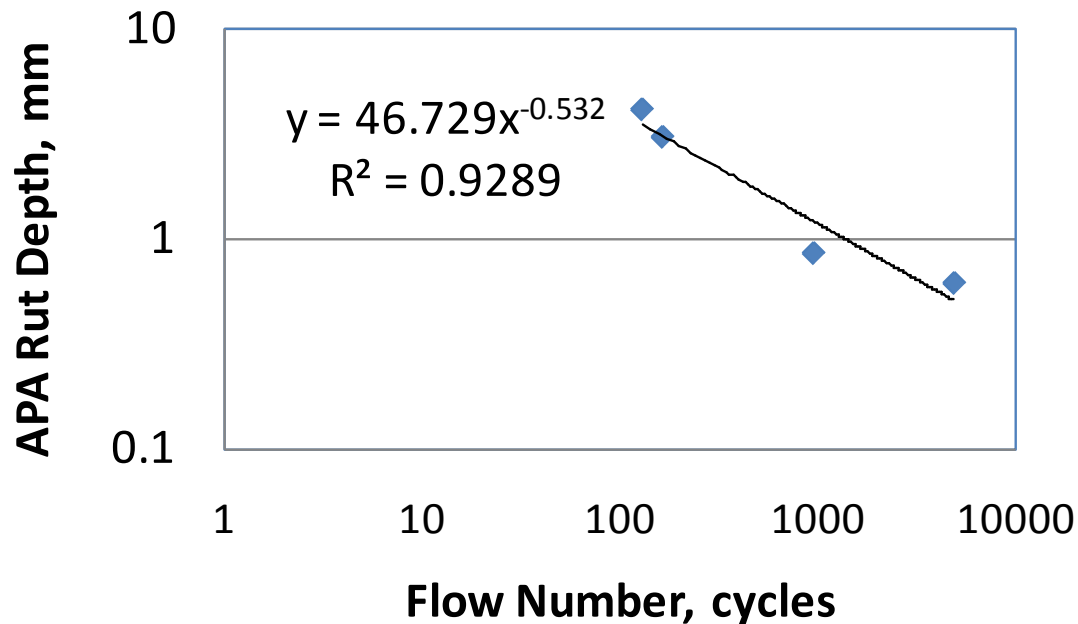
Previous experience with thin sections led to fatigue failure within one year

- Asphalt Pavement Analyzer (APA) – AASHTO TP63-09
 - Test temperature 64° C
 - 8000 cycles

| Mixture | Average Rut Depth, mm | StDev, mm | Rate of Secondary Rutting, mm/1000 cycles |
|-------------------|-----------------------|-----------|---|
| Control – Surface | 3.07 | 0.58 | 0.140 |
| Control – Base | 4.15 | 1.33 | 0.116 |
| HiMA – Surface | 0.62 | 0.32 | 0.0267 |
| HiMA – Base | 0.86 | 0.20 | 0.0280 |

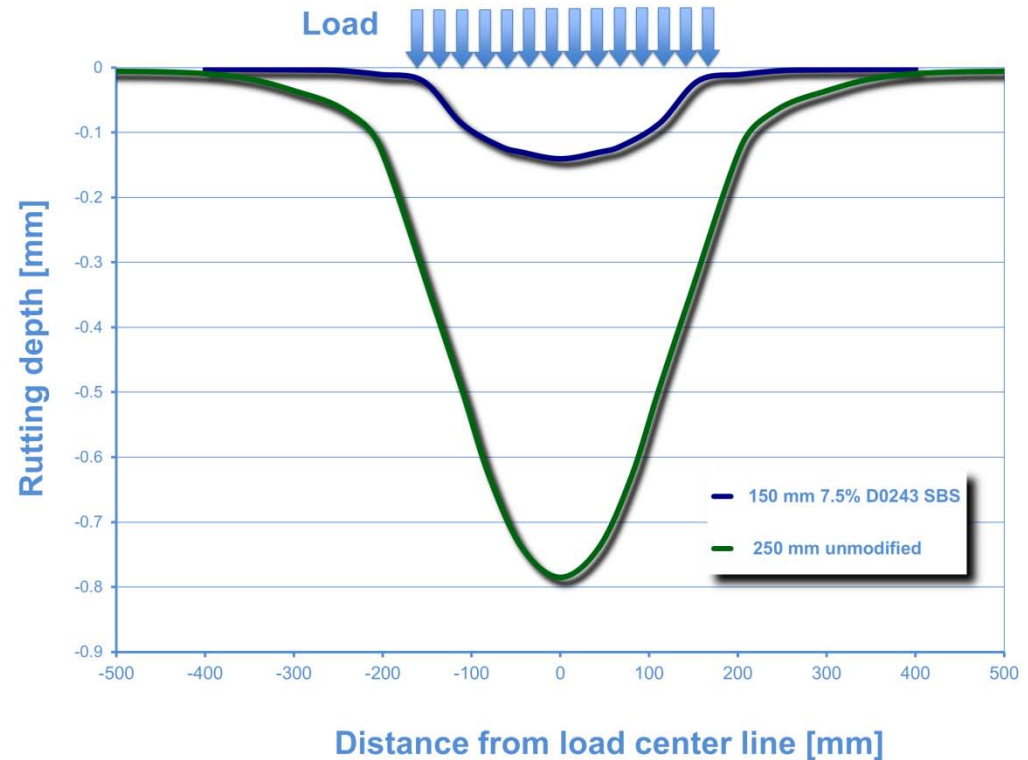
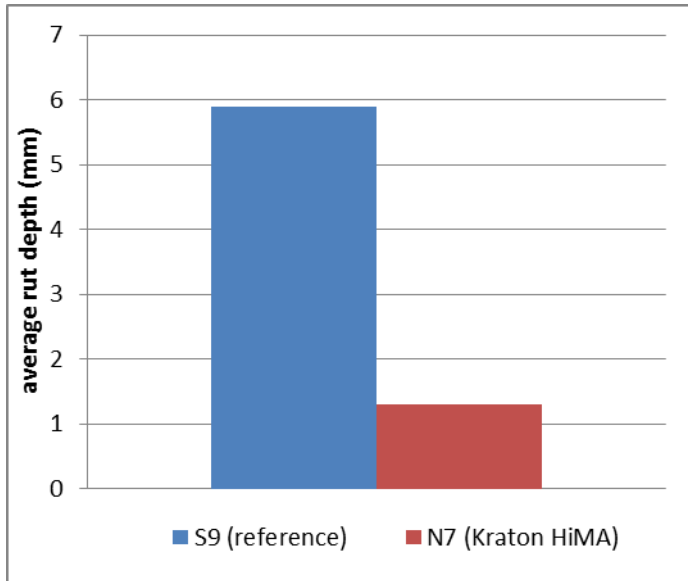
- Asphalt Mixture Performance Tester (AMPT)
 - Test temperature 59.5° C
 - Flow number as rutting indicator (no. of cycles at 10% axial strain)



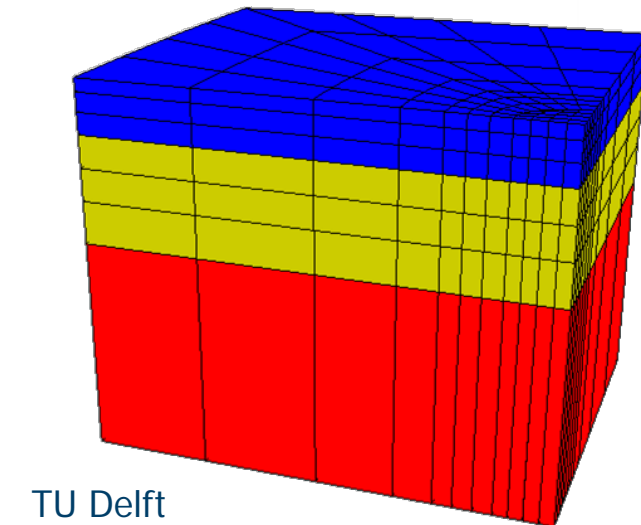


- Rutting predictions with APA and AMPT provide same relative result
- HiMA mixes provide significant improvement in rutting resistance

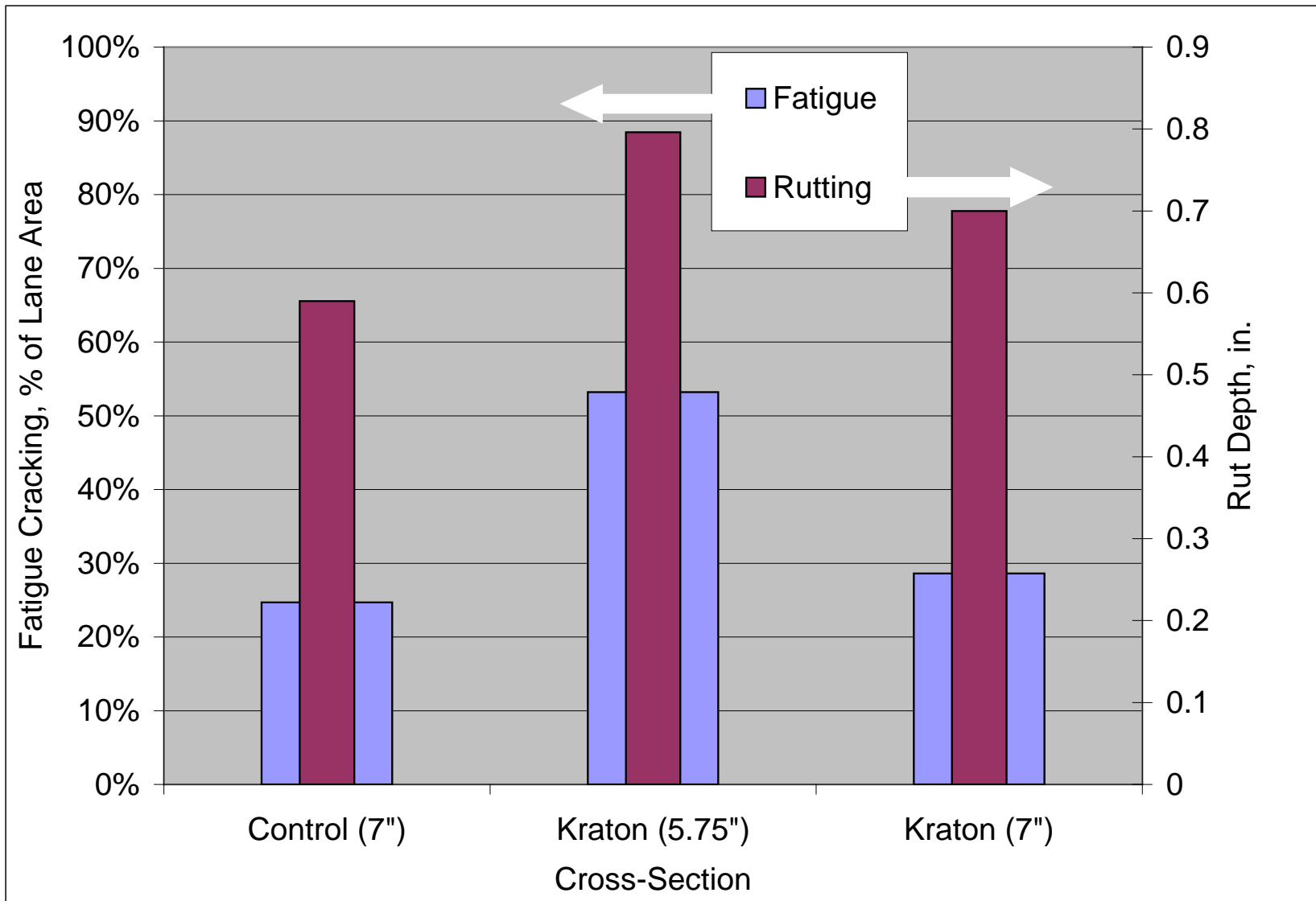
Measured rut depths versus Finite Element Model



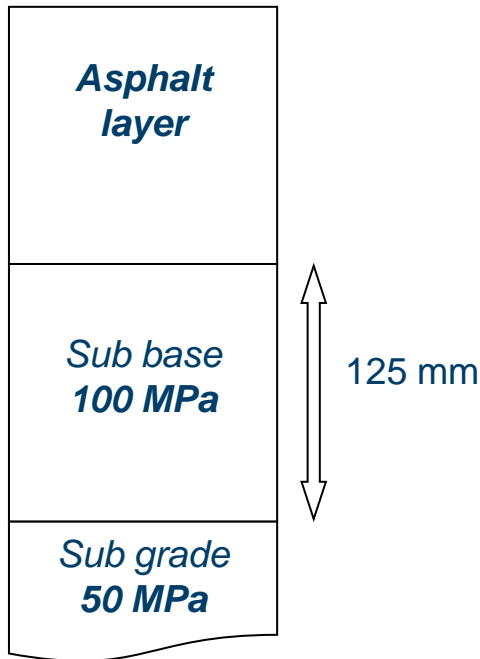
- Relative rutting in actual NCAT sections very similar to rutting in modelled pavements at TU Delft
- 4.5 - 5x less rutting in high SBS pavements



Conventional design for N7 using stiffness data



Conventional modelling indicates highly modified pavements have more rutting due to reduced stiffness.....test results show the opposite



- Shell Pavement Design Manual
- Melbourne climate
- 10 million ESALs

Standard asphalt mix:

Stiffness at 20° C – 8 Hz: **8900 MPa**

Fatigue equation:

$$N = 6.10^{11} x^{-3.36}$$

Polymer modified mix:

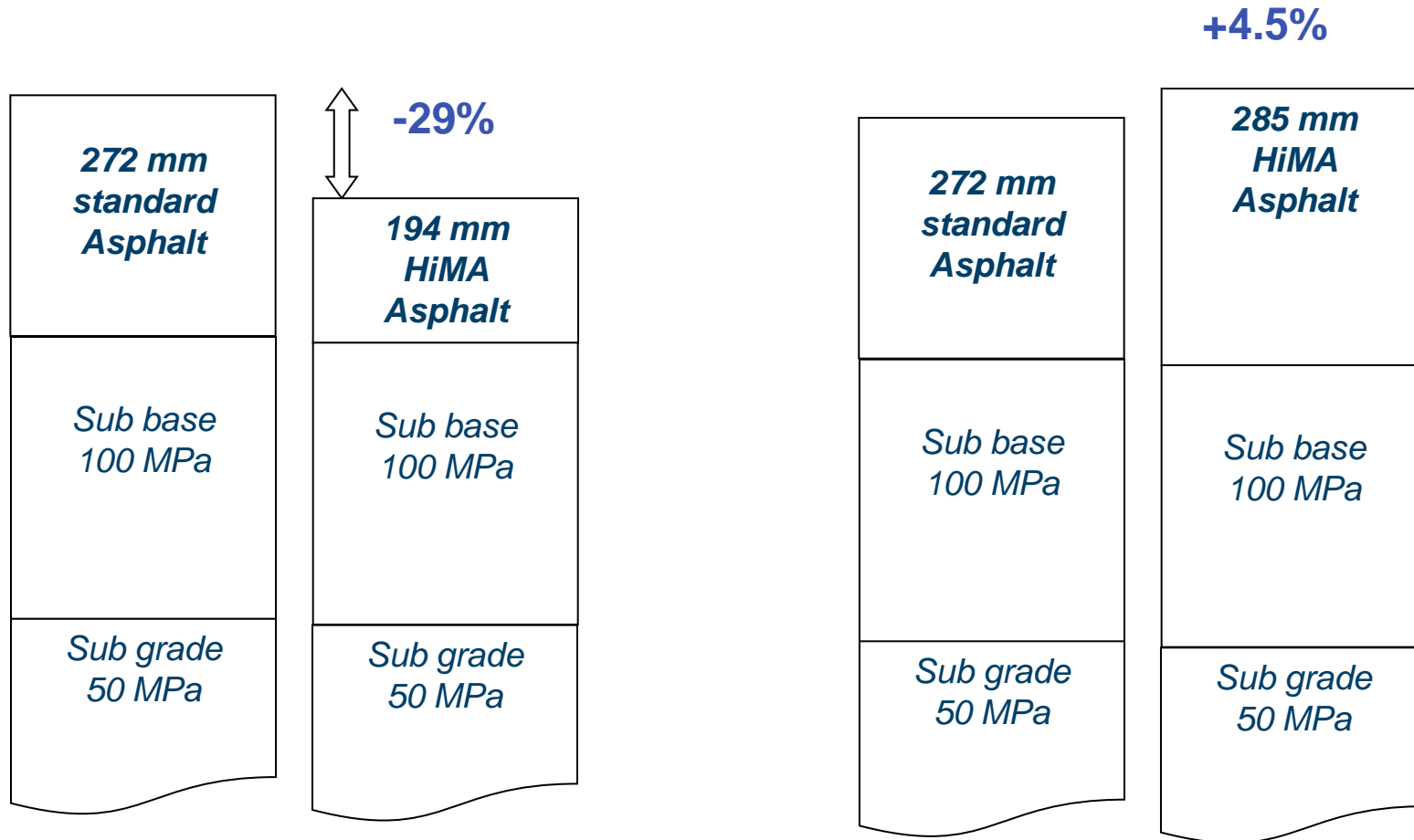
Stiffness at 20° C – 8 Hz: **8100 MPa**

Fatigue equation:

$$N = 9.10^{18} x^{-6.17}$$

What difference does fatigue make for the design?

The importance of taking into account fatigue



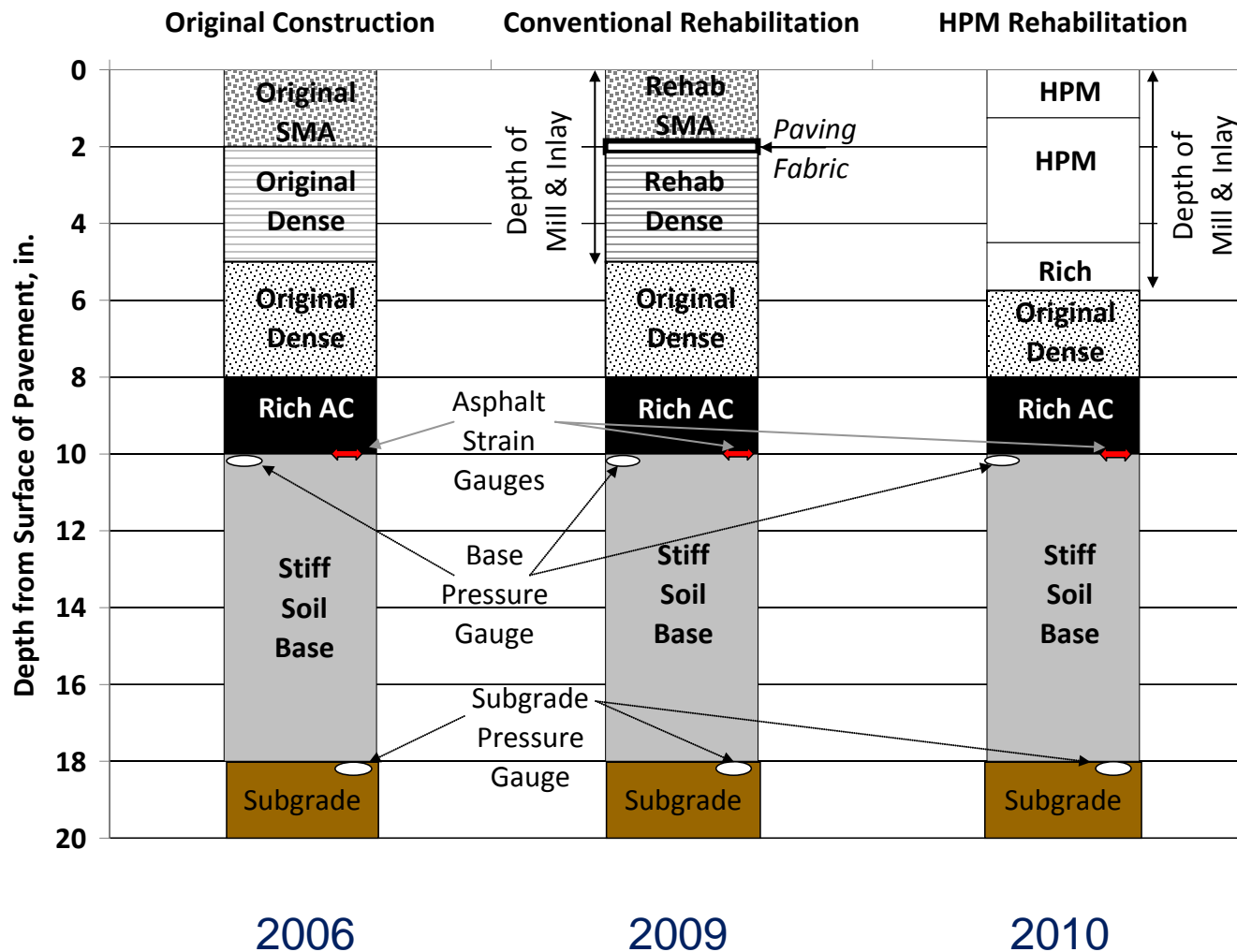
Fatigue line HiMA included;
HiMA asphalt allows 29% thickness reduction despite slightly lower stiffness

Fatigue line unmodified asphalt applied for both mixes:
HiMA pavement would be thicker due to lower stiffness

Rehabilitation of failed pavement with high SBS mix



2006 Perpetual design study Oklahoma DoT at NCAT
 Soft subgrade with stiff top 8 inches (lime stabilization)



Original construction severely distressed after 10 million ESALS

Rehab with paving fabric failed after 4.0 million ESALS

Rehab with paving fabric after 4.0 million ESALs



10" pavement
paved summer 2006
5" rehabilitation
paved August 2009
10 months old

High SBS modified mill & inlay after 4.2 million ESALs



- Full depth high SBS modified section N7 at NCAT shows continued good rutting results
- Asphalt Pavement Analyzer and Asphalt Mixture Performance Tester predict same relative rutting differences between reference and high SBS mixes
- Actual rutting data matches predicted rutting performance based on Finite Element Modelling from TU Delft
- Excellent rutting performance could not be predicted with traditional pavement design models → Need for better models!
- High SBS modified mill and inlay shows no damage after 4.2 million ESALs whilst previous rehab failed

- NCAT section N7 has no cracking until date despite 20% thickness reduction
- Lab testing confirms superior performance of high SBS mixes to prevent rutting and cracking
- Thinner, more cost effective asphalt pavements are possible now without jeopardizing performance

Kraton, the Kraton logo and design, Cariflex and Nexar are trademarks of Kraton Performance Polymers, Inc.

Giving Innovators Their Edge is a service mark of Kraton Performance Polymers, Inc.

Publication Disclaimer:

We believe the information set forth above to be true and accurate, but any findings, recommendations or suggestions that may be made in the foregoing text are without any warranty or guarantee whatsoever, and shall establish no legal duty or responsibility on the part of the authors or any Kraton Polymers entity. Furthermore, nothing set forth above shall be construed as a recommendation to use any product in conflict with any existing patent rights. All Kraton Polymers entities expressly disclaim any and all liability for any damages or injuries arising out of any activities relating in any way to this publication or the information set forth herein.

©2011 Kraton Performance Polymers, Inc. All rights reserved.